

# Oregon

## Energy Efficiency Jobs in America



### What are EE jobs?

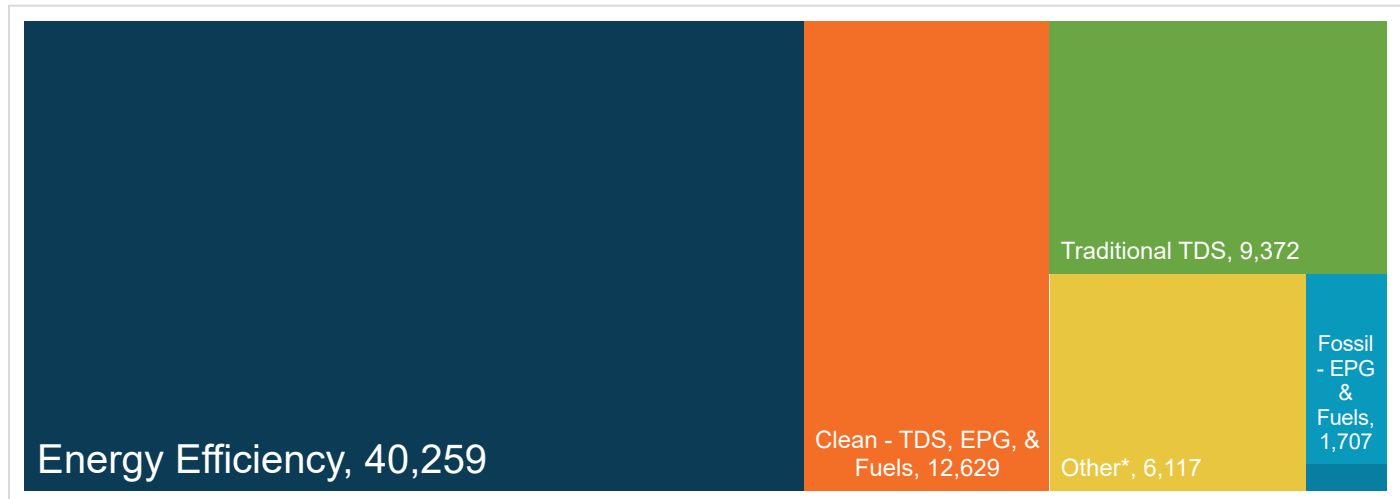
Jobs that deliver goods and services that lower energy use by improving energy efficiency with a focus on appliances, buildings, data systems, financing, new technologies, and more.

### What do EE workers do?

- **Manufacture and install** high-efficiency systems, controls, windows, insulation, and ENERGY STAR-certified appliances and products in existing and new homes, commercial and industrial buildings.
- **Design and construct** high-performance buildings such as those earning nationally recognized sustainability and environmental performance ratings.
- **Upgrade and repair** heating, air conditioning, and ventilation (HVAC) and water heating equipment.
- **Educate** property owners and managers on building improvements to unlock savings for businesses, homeowners, schools, states, municipalities, military bases, and more.
- **Analyze building data** using software to maximize energy savings through targeted performance improvements and behavioral changes.
- **Review and approve loans** to finance energy savings performance contracts to improve the comfort, health, and operational costs of buildings.

### How does EE compare in Oregon?

Energy efficiency is the largest energy sector in Oregon.



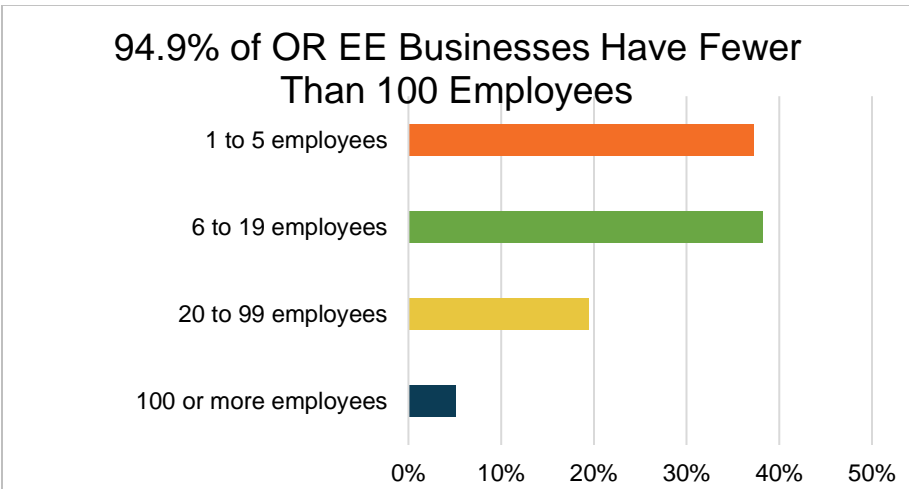
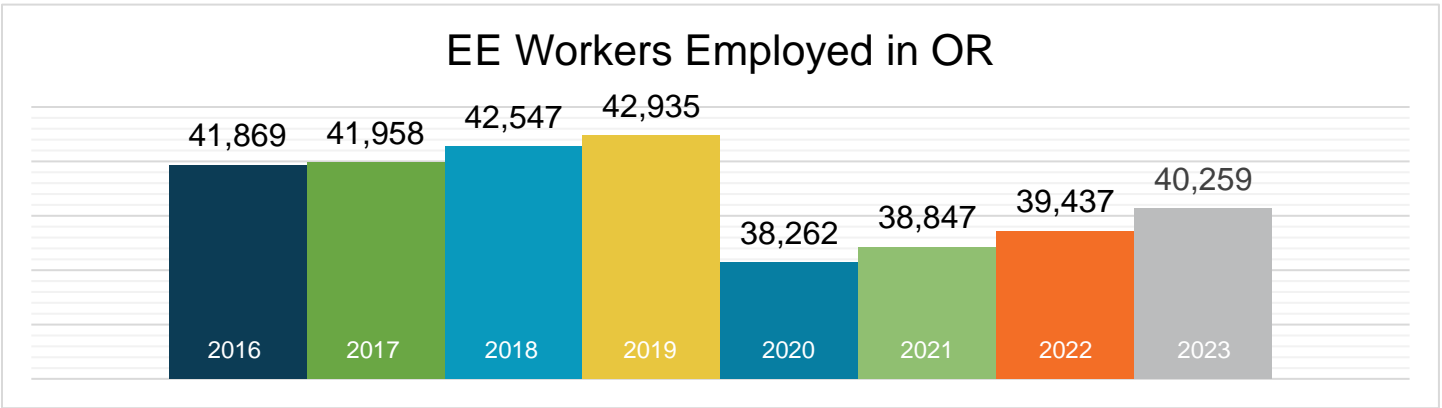
TDS = Transmission, Distribution & Storage  
EPG = Electric Power Generation  
Nuclear (EPG & Fuels) = 240

\*Includes other energy subsectors such as corn ethanol, woody biomass, large hydropower, and others.

Presented by:

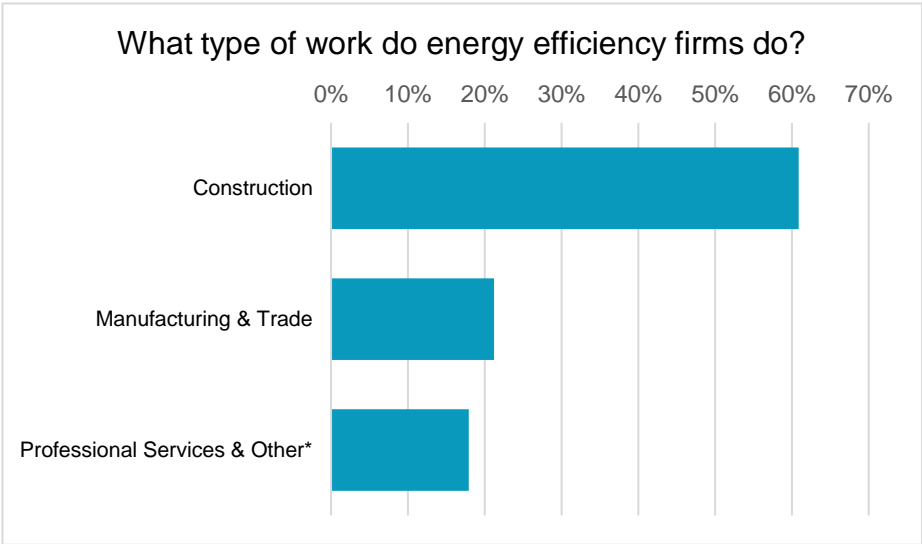


# What does EE look like in Oregon?



**7,748**  
EE businesses in Oregon

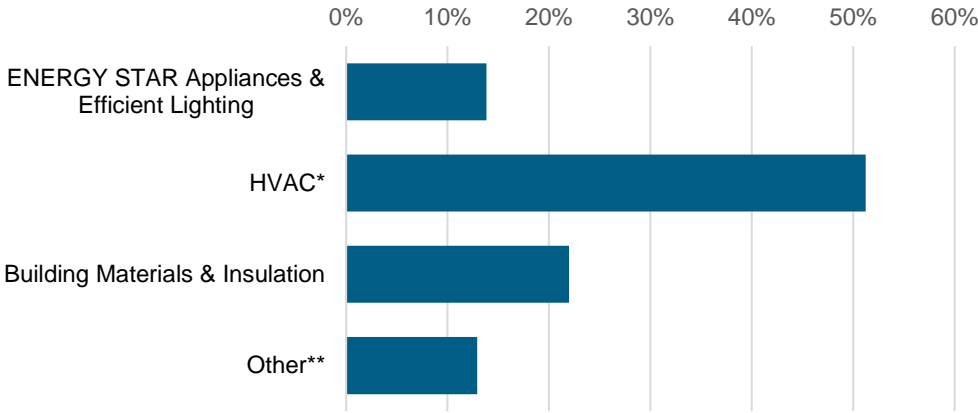
EE construction workers comprise **21%** of Oregon's construction workforce



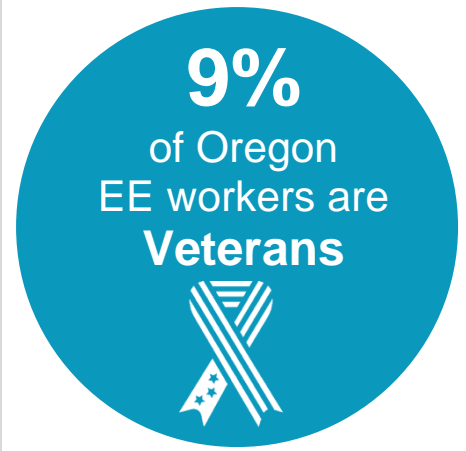
\*Professional services include finance/accounting, architecture, engineering, R&D, etc. and other includes maintenance, and business, and nonprofit organizations.



### What energy efficiency sectors employ the most workers?



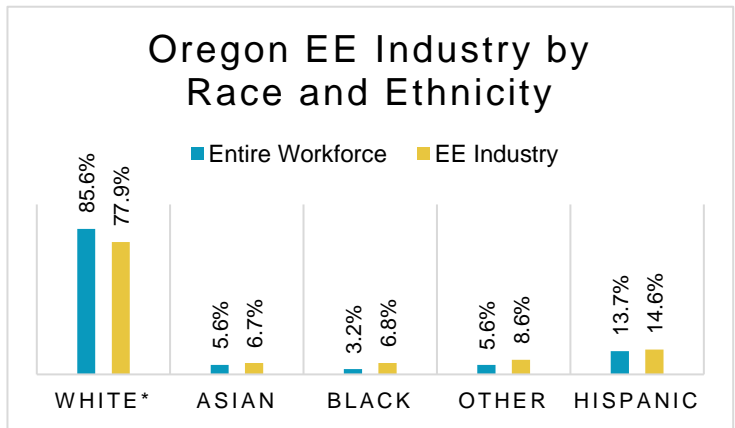
\*Heating, ventilation, air conditioning of higher than standard efficiency/renewable heating & cooling  
 \*\*Other such as energy audits, building certifications, and software services



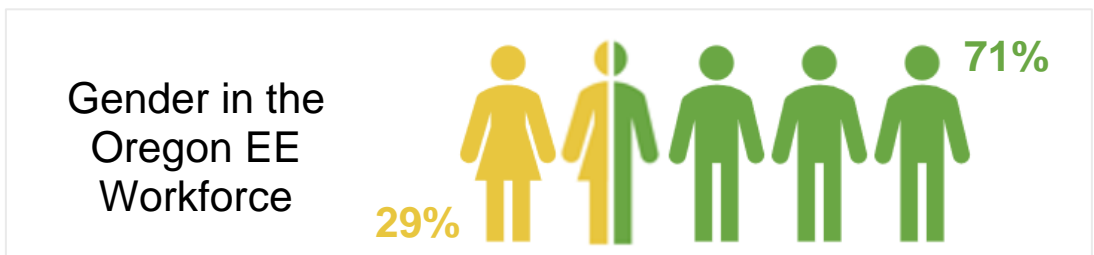
## How is EE doing on diversity in Oregon?

Demographic data is critical to measure progress in expanding the diversity of the EE industry. A more inclusive industry that reflects the communities it serves is a stronger one that better meets the needs of all U.S. residents. Promoting diversity in hiring is key to maintaining a future workforce of qualified professionals and ensuring all Oregon communities are represented in the EE sector.

The EE industry needs to do more to prioritize minorities and women for training and support that enables access to employment at Oregon businesses.



\*Includes non-Hispanic and Hispanic whites.

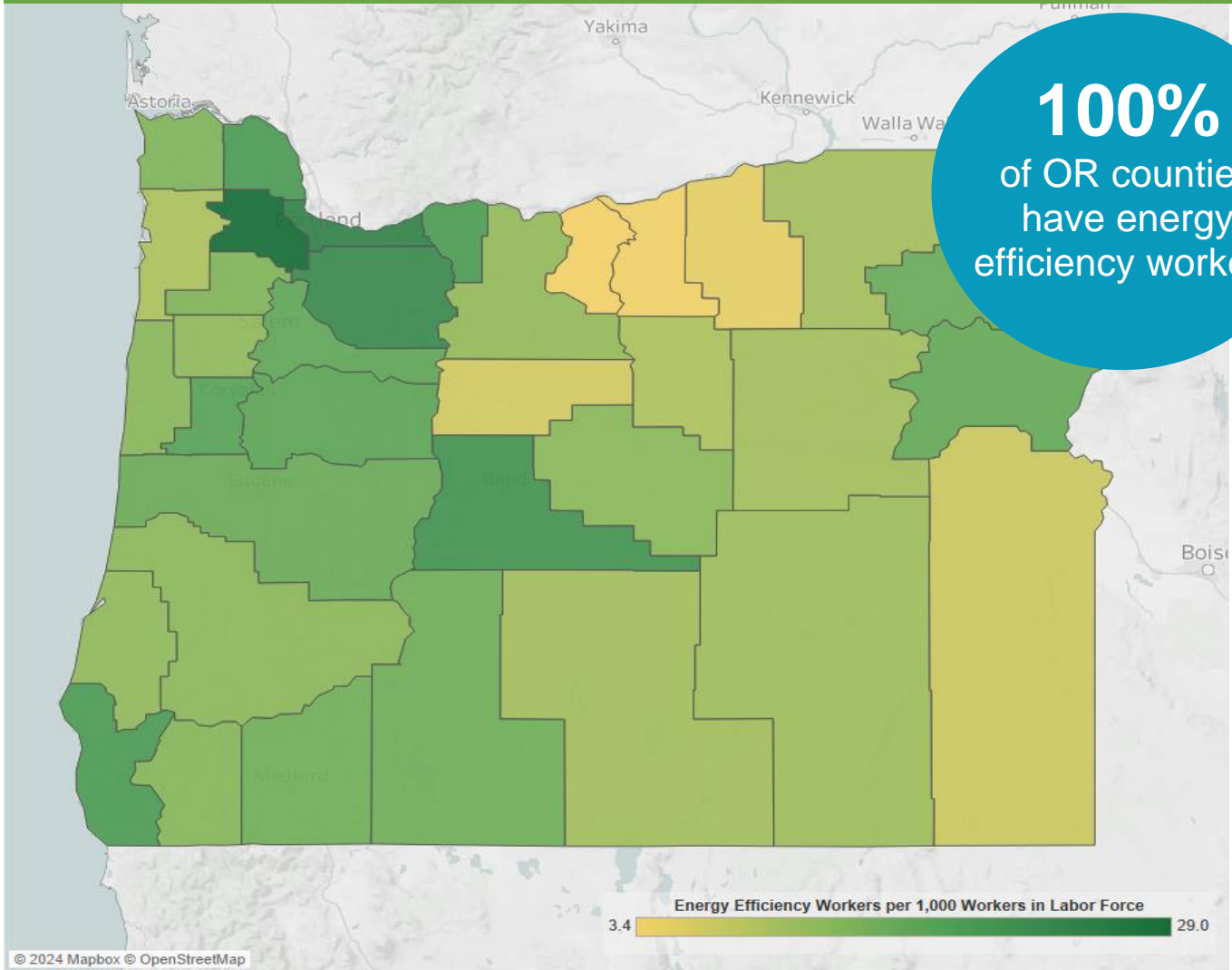


Note: The U.S. Bureau of Labor Statistics (BLS) only includes two genders in their survey. Non-binary gender data is missing from this document due to this limitation.



# Energy Efficiency Jobs are Everywhere

## EE Jobs by County



Congressional		Metropolitan Areas	
District	Jobs	Area	Jobs
1	12,202	Bend-Redmond	1,916
2	8,024	Corvallis	684
3	8,481	Eugene	2,413
4	7,552	Medford	1,333
5	4,001	Portland-Vancouver-Hillsboro	25,945
		Salem	3,033
		Rural	4,935

State Senate							
District	Jobs		District	Jobs		District	Jobs
1	2,506		9	2,004		17	613
2	1,212		10	1,535		18	2,973
3	1,111		11	250		19	1,235
4	3,028		12	1,223		20	1,353
5	998		13	2,072		21	1,951
6	1,073		14	1,135		22	1,909
7	146		15	3,217		23	611
8	1,296		16	1,158		24	292
						25	590
						26	272
						27	1,648
						28	1,038
						29	1,246
						30	561

State House of Representatives							
District	Jobs		District	Jobs		District	Jobs
1	1,906		16	48		31	570
2	592		17	642		32	569
3	17		18	1,263		33	610
4	1,189		19	1,281		34	<10
5	1,114		20	246		35	405
6	<10		21	<10		36	2,574
7	604		22	249		37	1,230
8	2,426		23	439		38	<10
9	235		24	785		39	1,174
10	812		25	12		40	177
11	1,070		26	2,057		41	925
12	<10		27	1,130		42	1,027
13	143		28	<10		43	877
14	<10		29	2,933		44	1,050
15	1,244		30	338		45	337
						46	273
						47	180
						48	110
						49	485
						50	103
						51	<10
						52	270
						53	1,656
						54	<10
						55	737
						56	296
						57	829
						58	411
						59	173
						60	385





The Building Performance Association (BPA) is a 501(c) 6 nonprofit industry association that serves as the hub for businesses, nonprofits, and government agencies working to make America's homes more comfortable, healthy, and energy efficient. Our mission is to transform the market for the home performance industry through advocacy, education, professional development, and networking. Visit [www.building-performance.org](http://www.building-performance.org).



E4TheFuture is dedicated to bringing clean, efficient energy home for every American and promotes energy solutions to advance climate protection and economic fairness. Visit [www.E4TheFuture.org](http://www.E4TheFuture.org).



BW Research Partnership is a full-service, economic and workforce research consulting firm with offices in Carlsbad, California and Wrentham, Massachusetts. It is the nation's leading provider of accurate, comprehensive energy and clean energy research studies. Visit [www.bwresearch.com](http://www.bwresearch.com).

Data Source: Unless otherwise stated, all data are from the U.S. Energy and Employment Report, August 2024, by the U.S. Department of Energy (see Appendix B for methodology details). This methodology — adopted by the U.S. Dept. of Energy for its 2017 U.S. Energy and Employment Report, approved by the Office of Management and Budget and grounded on data collected by the Bureau of Labor Statistics — provides the broadly accepted best accounting of all U.S. energy workers.

For questions on BPA analyses please email: [communications@building-performance.org](mailto:communications@building-performance.org)

